

MBR2035FCT THRU MBR20150FCT

Schottky Rectifier

Features

- High efficiency operation
- Guard ring for enhanced ruggedness and long term reliability
- High purity, high temperature epoxy encapsulation for enhanced mechanical strength and moisture resistance
- Solder dip maximum peak of 275 °C /7s, per JESD 22-B106

Typical Application

For use in switching power supplies, converters, freewheeling diodes and reverse battery protection.

Mechanical Data

- Package: ITO-220AB
Molding compound meets UL 94 V-0 flammability rating, RoHS-compliant
- Terminals: Tin plated leads, solderable per J-STD-002 and JESD22-B102
- Polarity: Color Band denotes cathode end



Maximum Ratings (Ta=25°C Unless otherwise specified)

PARAMETER	Symbol	Unit	Conditions	MBR20-FCT							
				35	45	50	60	90	100	150	
Repetitive Peak Reverse Voltage	V_{RRM}	V		35	45	50	60	90	100	150	
Average Rectified Output Current	I_o	A	60HZ Half-sine wave, Resistance load, Tc(Fig.1)	20.0							
Surge(Nonrepetitive)Forward Current	I_{FSM}	A	60HZ sine wave, 1 cycle, Ta=25°C	150							
Storage Temperature	T_{stg}	°C		-55 ~ +150							
Junction Temperature	T_j	°C		-55 ~ +150							

Electrical Characteristics (Ta=25°C Unless otherwise specified)

PARAMETER	Symbol	Unit	Conditions	MBR20-FCT							
				35	45	50	60	90	100	150	
Peak Forward Voltage	V_{FM}	V	IFM=10.0A	0.75	0.85	0.95	1.02				
Peak Reverse Current	I_{RRM1}	mA	$V_{RM}=V_{RRM}$	Ta=25°C							
	I_{RRM2}			15	10	5.0					
Thermal Resistance	$R_{\theta J-C}$	°C/W	Between junction and case	3.5 ¹⁾							

Notes:

¹⁾Thermal resistance from junction to case per leg with heat-sink size of 2"×3"×0.25" AL-plate



MBR2035FCT THRU MBR20150FCT

Schottky Rectifier

■ Characteristics (Typical)

FIG1: Forward Current Derating Curve

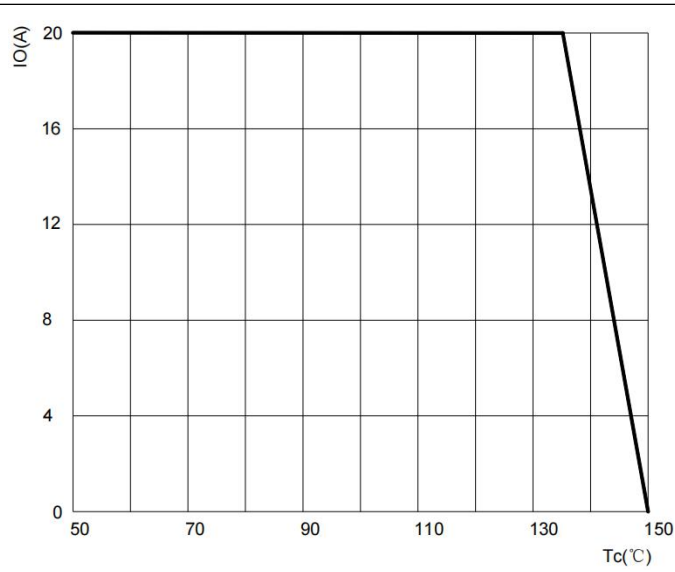


FIG2: Maximum Non-Repetitive Forward Surge Current

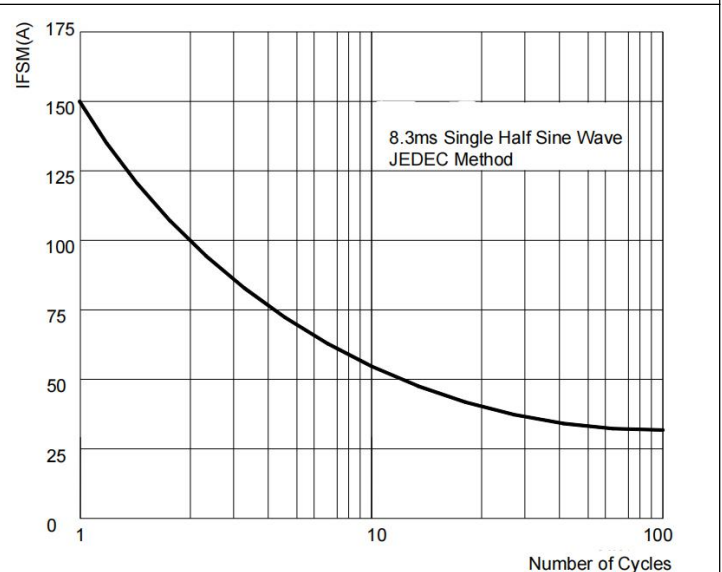


FIG3: Typical Forward Characteristics

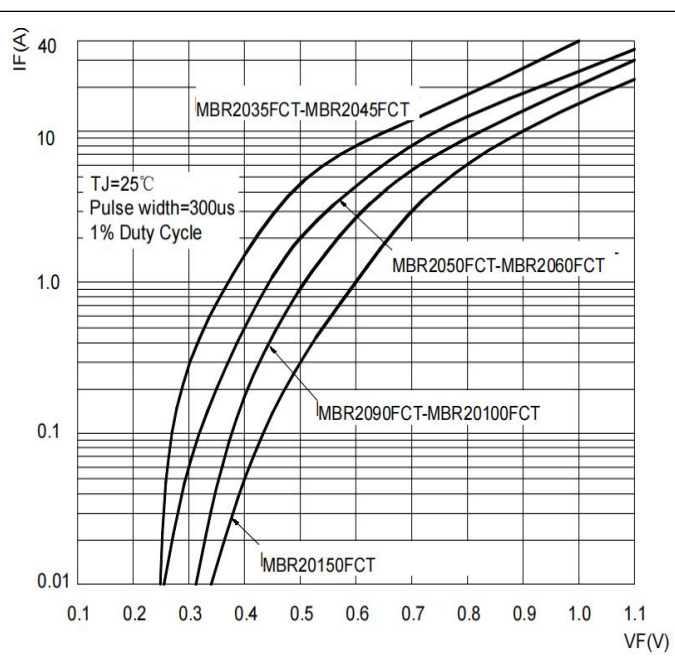
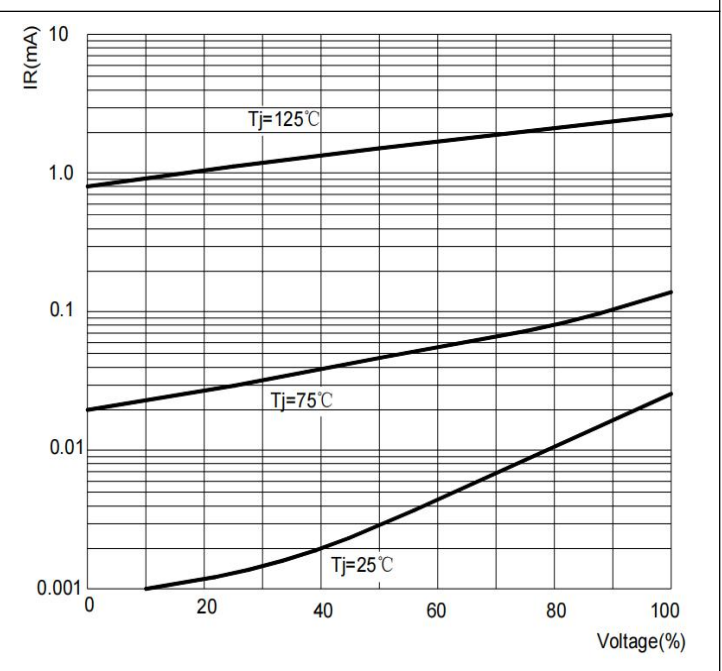


FIG4: Typical Reverse Characteristics



MBR2035FCT THRU MBR20150FCT

Schottky Rectifier

Ordering Information (Example)

PREFERED	PACKAGE CODE	MINIMUM PACKAGE(pcs)	INNER BOX QUANTITY(pcs)	OUTER CARTON QUANTITY(pcs)	DELIVERY MODE
MBR2035FCT~MBR20150FCT	ITO-220AB	50	1000	5000	Tube

Outline Dimensions

